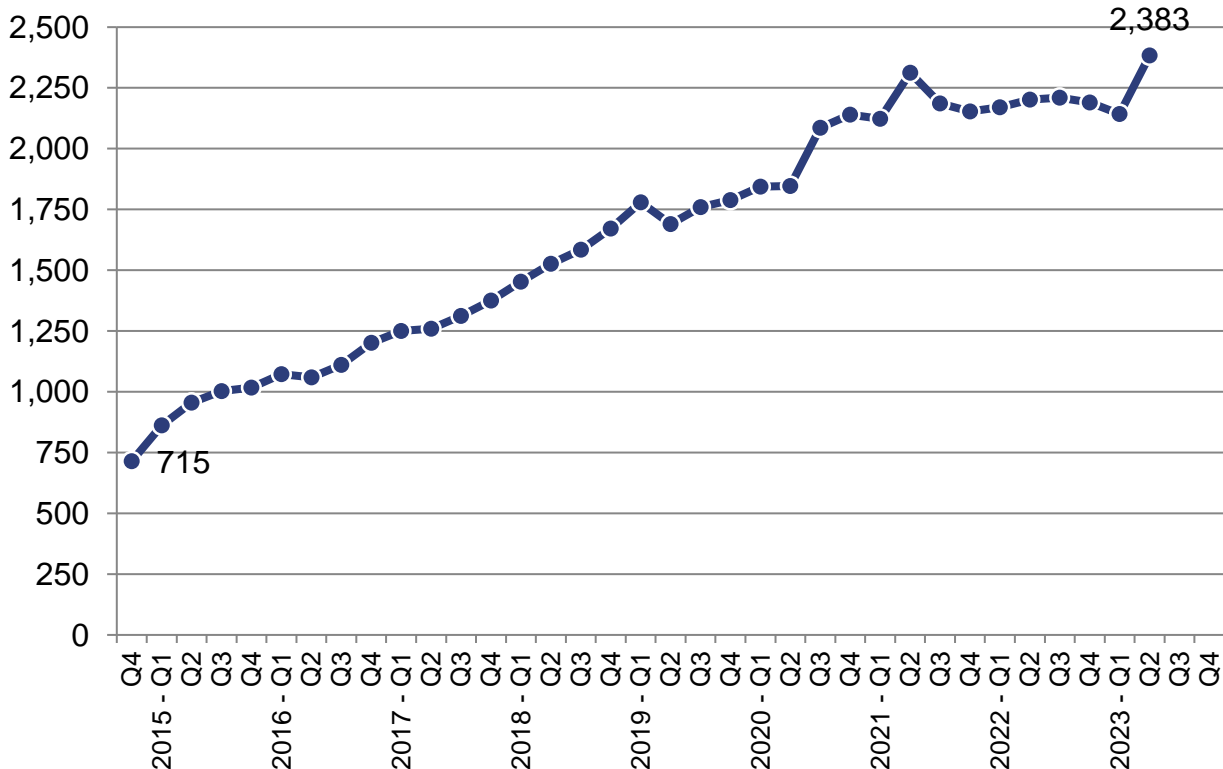


Housing Services Data Summary

Notes

1. The data contained in this data summary is updated through June 30, 2023 (Q2 2023).
2. All tables and graphs include data for the entire service area unless otherwise noted. The service area includes the City of Kawartha Lakes and the County of Haliburton.
3. Chronic homelessness means that the person or household has been experiencing homelessness for an accumulated 6 months in the past 12 months.
4. The City of Kawartha Lakes acknowledges that we do not have a perfect understanding of homelessness in our service area. Homelessness is very often hidden and many people and households experiencing unsheltered homelessness in rural areas especially regularly sometimes make their presence scarce. We continue to work toward better understanding the scope of homelessness in our area and how best to support and house those without somewhere safe and secure to stay.

Number of Households on the Community Housing Waiting List



Housing Waiting List Data Summary

Existing Community Housing Wait List - Age of Applicants by Household Type

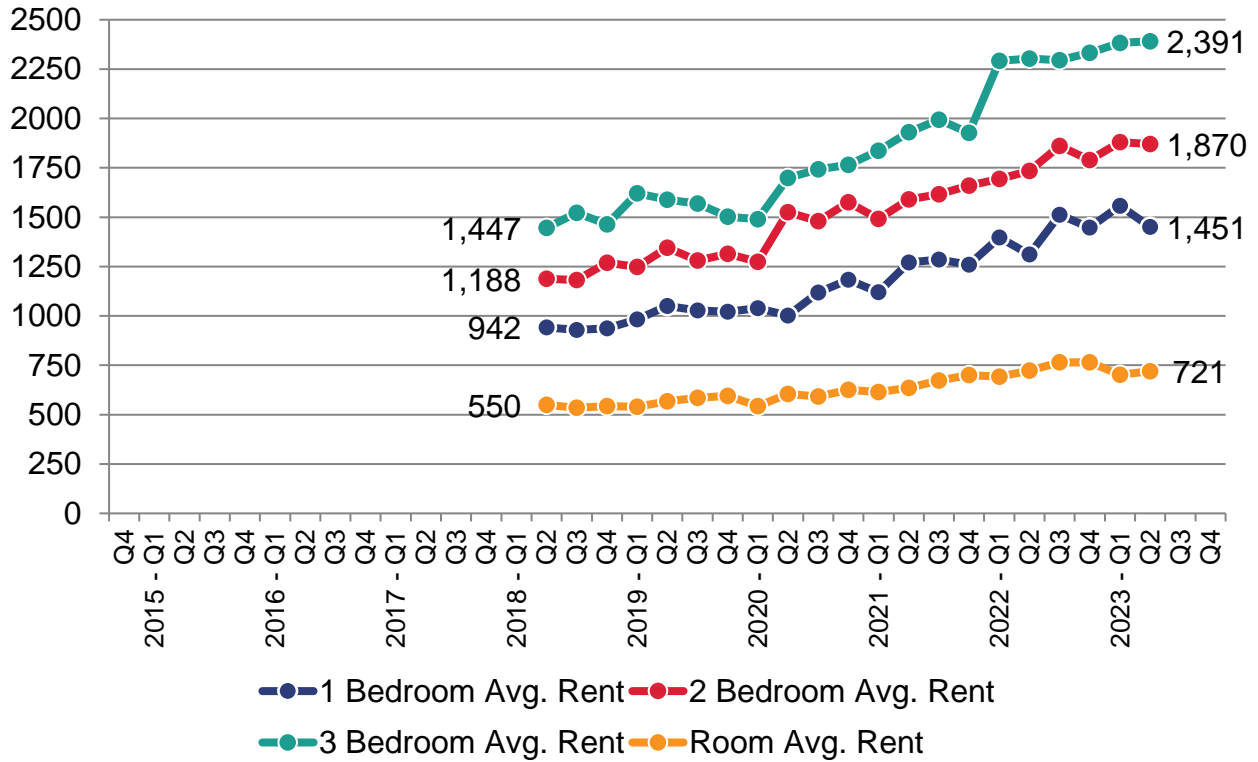
Age of Applicant	No Dependents	Senior	With Dependents	Total
Up to 29.99 years	190	0	147	337
30 to 39.99 years	210	0	235	445
40 to 49.99 years	157	0	144	301
50 to 59.99 years	291	15	47	353
60 to 69.99 years	138	340	13	491
70 to 79.99 years	14	300	0	314
80 to 89.99 years	1	124	0	125
90 and above	0	17	0	17
Total	1001	796	586	2383

Existing Community Housing Wait List - Length of Time on Wait List by Household Type

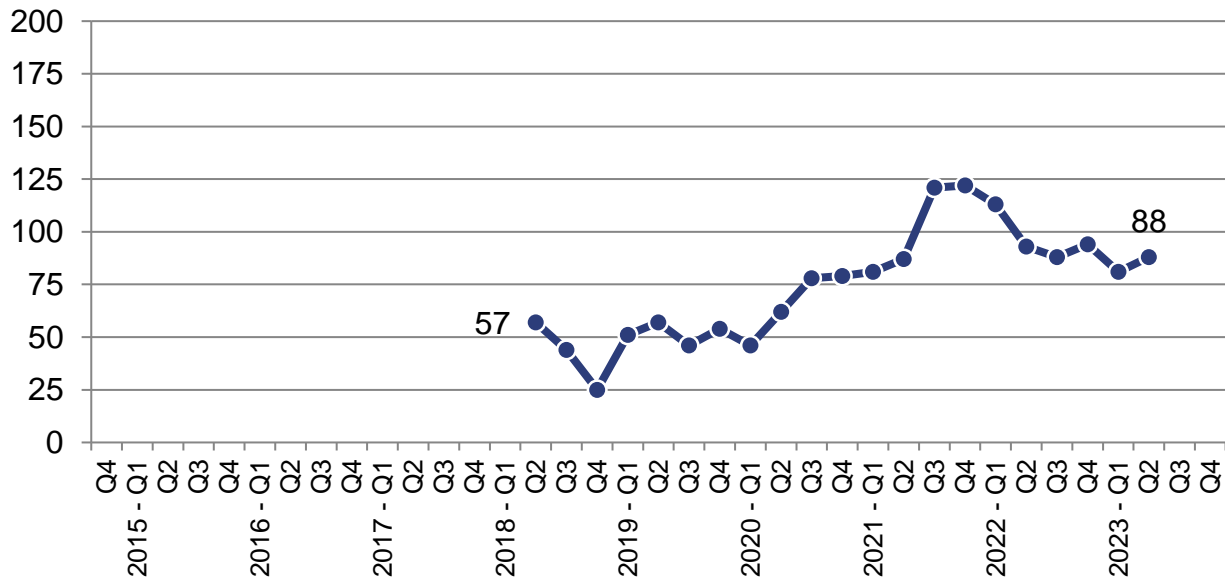
Number of Years on the Wait List	No Dependents	Senior	With Dependents	Total
0 to 0.99 years	249	153	129	531
1 to 1.99 years	184	144	117	445
2 to 2.99 years	163	100	121	384
3 to 3.99 years	98	79	60	237
4 to 4.99 years	121	94	59	274
5 to 5.99 years	92	101	40	233
6 to 6.99 years	57	54	30	141
7 to 7.99 years	13	28	21	62
8 to 8.99 years	12	25	9	46
9 to 9.99 years	4	10	0	14
10 or more years	8	8	0	16
Total	1001	796	586	2383

Housing Waiting List Data Summary

Vacant Average Market Rents (\$) - Weekly Housing Services Rental Listings



By-Name List (BNL) - Number of Households Experiencing Chronic Homelessness



Caution: This is an under count of the total number of households experiencing chronic homelessness. There are households who are not captured on the homelessness By-Name List (BNL) due to a number of reasons including lack of informed consent and the reality that we are not aware of every household experiencing homelessness.