

Woodfield Drinking Water System

Waterworks # 220012251

System Category – Small Municipal Residential

Annual Water Report

Prepared For: The City of Kawartha Lakes

Reporting Period of January 1st – December 31st 2020

Issued: February 16, 2021

Revision: 0

Operating Authorities:

OCWA



Kawartha Lakes



This report has been prepared to satisfy the annual reporting requirements in O. Reg. 170/03 Section 11 and Schedule 22

Table of Contents

Annual Water Report	1
Report Availability	2
Compliance Report Card	2
System Process Description	2
Raw Source	2
Treatment	2
Treatment Chemicals used during the reporting year	3
Summary of Non-Compliance.....	3
Adverse Water Quality Incidents.....	3
Non-Compliance	3
Non-Compliance Identified in a Ministry Inspection	3
Flows	3
Raw Water Flows.....	3
Total Monthly Flows (m ³ /d)-Well #1	4
Monthly Rated Flows (L/s)-Well #1	4
Total Monthly Flows (m ³ /d)-Well #2	5
Monthly Rated Flows (L/s)-Well #2.....	5
Treated Water Flows	6
Monthly Rated Flows	6
Annual Total Flow Comparison.....	6
Regulatory Sample Results Summary	7
Microbiological Testing	7
Operational Testing	7
Inorganic Parameters	7
Schedule 15 Sampling.....	8
Organic Parameters.....	9
Additional Legislated Samples.....	10
Major Maintenance Summary.....	10
WTRS Submission Confirmation	A

Report Availability

This system does not serve more than 10,000 residences. The annual reports are available to residents free of charge at the City of Kawartha Lakes – Public Works Administration Office located at 322 Kent Street West in Lindsay, Ontario. The reports are also available online at the [Water and Wastewater pages of the City of Kawartha Lakes website](#).

Compliance Report Card

Drinking Water System Number: 220012251

Drinking Water System Name: Woodfield DWS

Drinking Water System Owner: City of Kawartha Lakes

Drinking Water System Category: Small Municipal Residential

Period Being Reported: January 1, 2020 - December 31, 2020

	# of Events	Date	Details
Health & Safety			
Number of Incidents	0		
Drinking Water			
MECP Inspections	1	May 26, 2020	Announced - Focused Drinking Water Inspection - Final Inspection Rating of 100%
AWQI's	0		
Number of Non-Compliances	0		
Number of Boil Water Advisories	0		

System Process Description

Raw Source

The water supply for the DWS comes from two (2) groundwater wells that are designated as non-GUDI (groundwater under direct influence).

Treatment

The treatment system consists of the following:

- Sodium hypochlorite disinfection system
- Iron sequestering system
- Hydropneumatic tanks
- Contact pipe
- Stand-by diesel generator on-site

Treatment Chemicals used during the reporting year:

Chemical Name	Use	Supplier
Sodium Hypochlorite	Disinfection	Brenntag
Sodium Silicate	Iron Sequestering	Brenntag

Summary of Non-Compliance**Adverse Water Quality Incidents**

There were no Adverse Water Quality Incidents reported during the reporting period.

Non-Compliance

There were no non-compliances reported during the reporting period.

Non-Compliance Identified in a Ministry Inspection:

There were no non-compliances identified in a Ministry Inspection during this period.

Flows

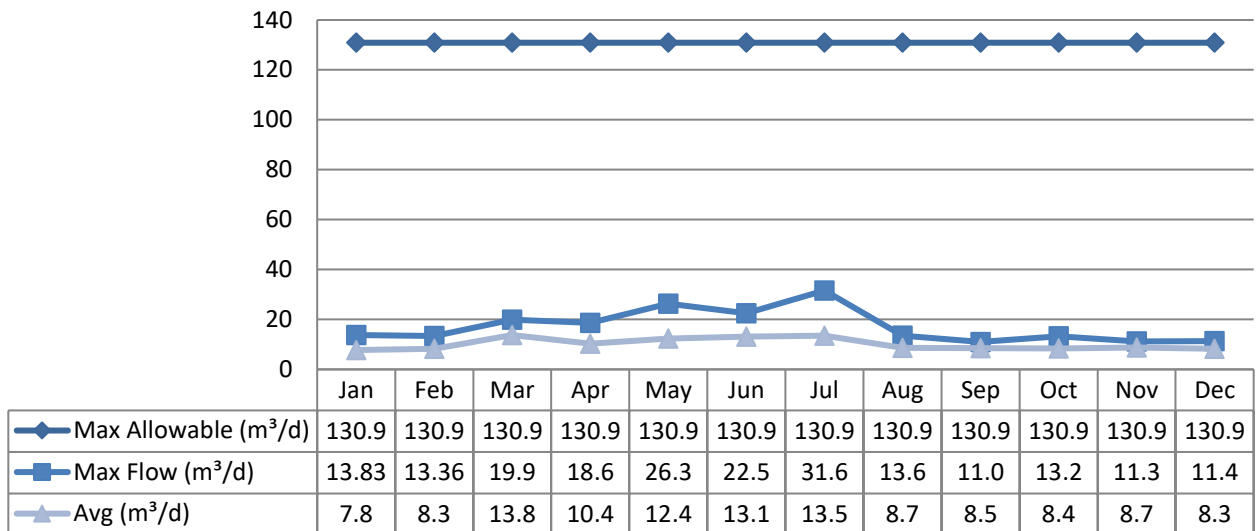
The Woodfield Drinking Water System is operating on average under half the rated capacity.

Raw Water Flows

The Raw Water flows are regulated under the Permit to Take Water. 2020 Raw Flow Data was submitted to the Ministry electronically under permit #8680-AYSHVM. The confirmation of the data that was submitted are attached in Appendix A.

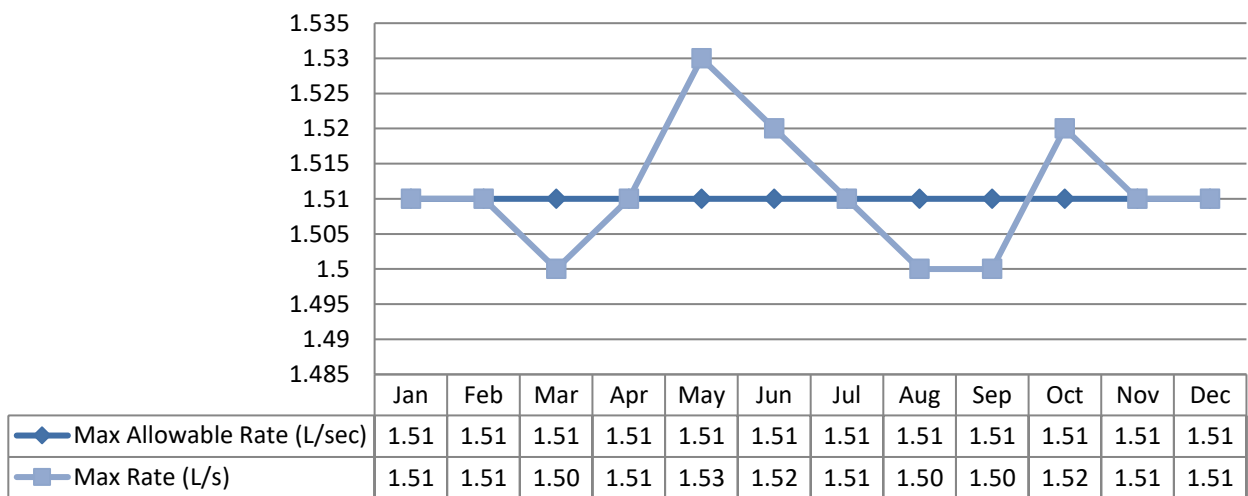
Total Monthly Flows (m³/d)

Max Allowable PTTW – Well #1



Monthly Rated Flows (L/s)

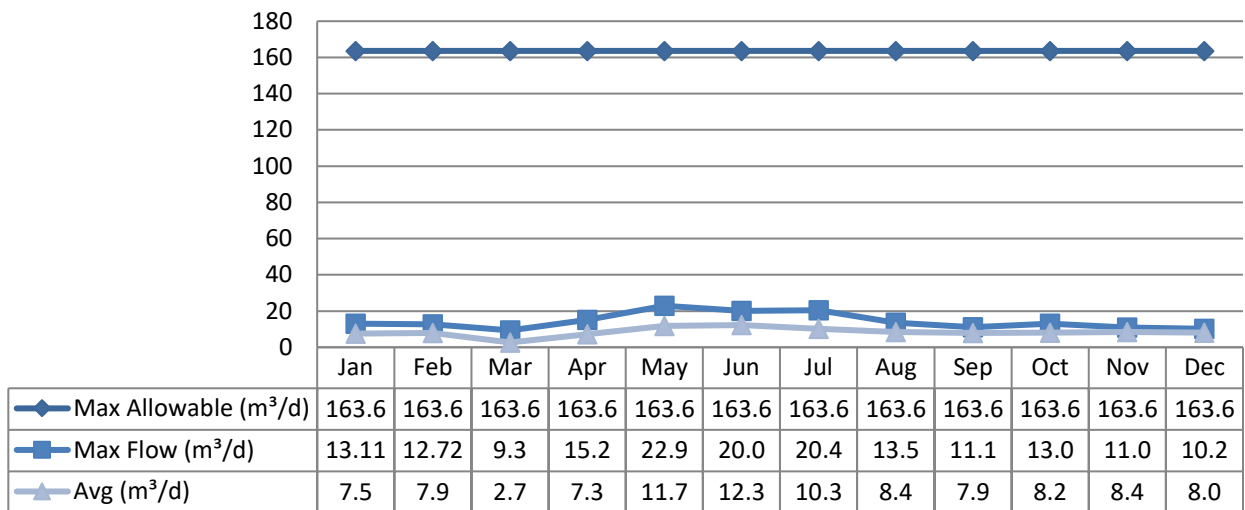
Max allowable rate – PTTW – Well #1



Note: The above table shows there was an exceedance in instantaneous peak flow rate (L/s). The spike in April was due to scheduled Flow Meter calibration. Additional spikes in June and October were due to system maintenance (flushing).

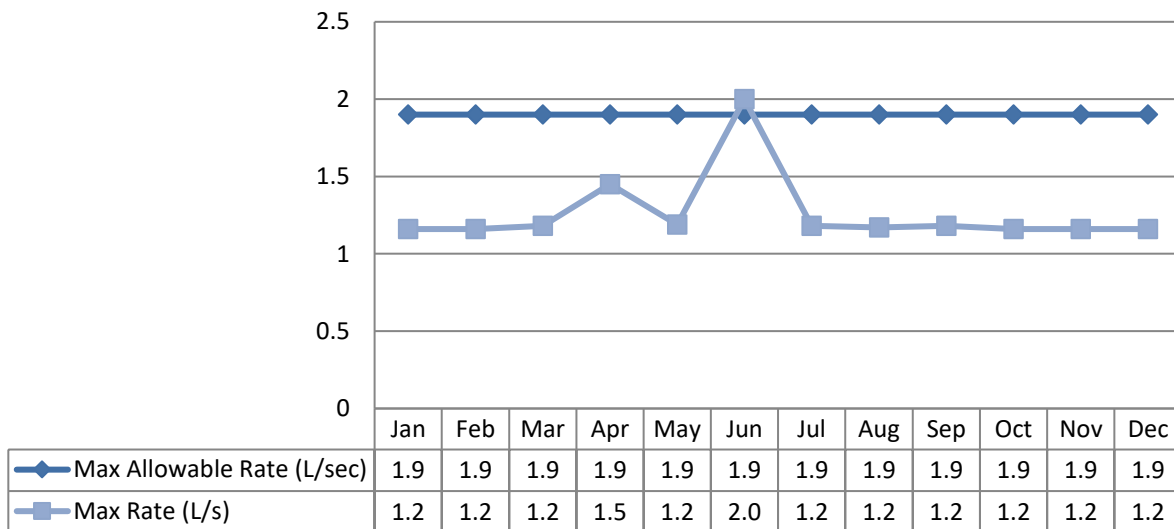
Total Monthly Flows (m³/d)

Max Allowable PTTW – Well #2



Monthly Rated Flows (L/s)

Max allowable rate – PTTW – Well #2



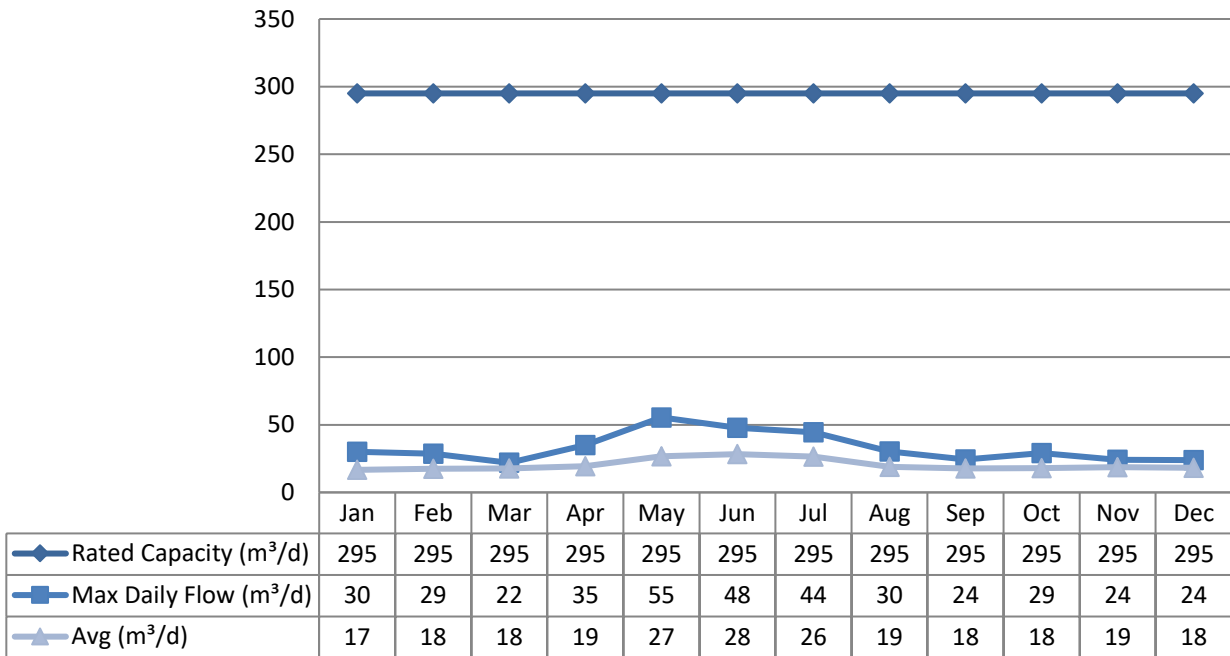
Note: The above table shows there was an exceedance in instantaneous peak flow rate (L/s). The spike in June was due to system maintenance (flushing).

Treated Water Flows

The Treated Water flows are regulated under the Municipal Licence.

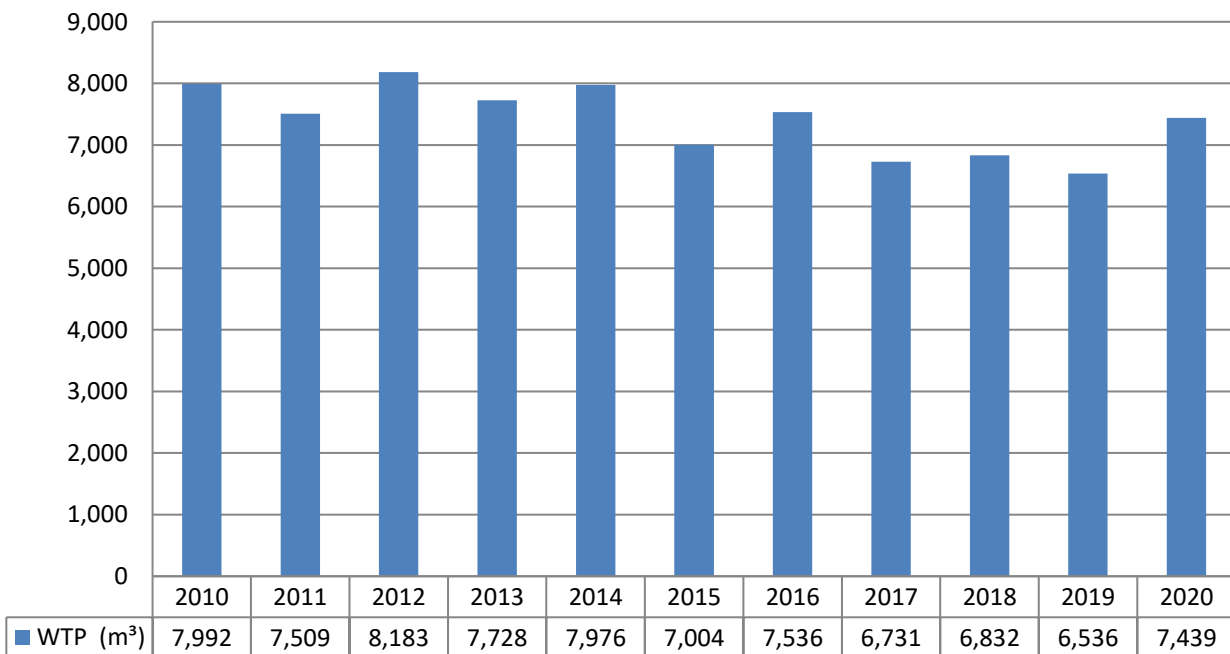
Monthly Rated Flows

Rated Capacity – MDWL



Annual Total Flow Comparison

Total Annual m³



Regulatory Sample Results Summary

Microbiological Testing

		Range of E. coli Results		Range of Total Coliform Results		Range of HPC Results	
Source	# of Samples	Min	Max	Min	Max	Min	Max
Raw Well 1	26	0	0	0	0		
Raw Well 2	26	0	0	0	0		
Treated	N/A						
Distribution	52	0	0	0	0	0	2

Operational Testing

Parameter	Number of Samples Collected	Range of Results Minimum	Range of Results Maximum
Turbidity Well 1 (NTU)	12	0.09	0.37
Turbidity Well 2 (NTU)	12	0.15	0.45
Chlorine	8760	0	4.50
Fluoride (If the DWS provides fluoridation)	N/A	N/A	N/A

Note: Record the unit of measure if it is **not** milligrams per litre.

Note: For continuous monitors 8760 is used as the number of samples. Spikes recorded by on-line instrumentation were a result of air bubbles and various maintenance/calibration activities. All spikes are reviewed for compliance with O. Reg. 170/03.

Inorganic Parameters

These parameters are tested as a requirement under O. Reg. 170/03. Sodium and Fluoride are required to be tested every five years. Nitrate and Nitrite are tested quarterly and the metals are tested every three years as required under O. Reg. 170/03. In the event any of the parameters exceed half of the maximum allowable concentration the parameter is required to be sampled quarterly.

- MAC = Maximum Allowable Concentration as per O. Reg. 169/03
- MDL = Method Detection Limit

Treated Water	Sample Date (yyyy/mm/dd)	Sample Result	MAC	Exceedances	Exceedances
				MAC	1/2 MAC
Antimony: Sb (ug/L) - TW	2020/01/06	<MDL 0.09	6.0	No	No
Arsenic: As (ug/L) - TW	2020/01/06	<MDL 0.2	10.0	No	No
Barium: Ba (ug/L) - TW	2020/01/06	201.0	1000.0	No	No
Boron: B (ug/L) - TW	2020/01/06	23.0	5000.0	No	No
Cadmium: Cd (ug/L) - TW	2020/01/06	0.004	5.0	No	No
Chromium: Cr (ug/L) - TW	2020/01/06	0.08	50.0	No	No
Mercury: Hg (ug/L) - TW	2020/01/06	<MDL 0.01	1.0	No	No
Selenium: Se (ug/L) - TW	2020/01/06	<MDL 0.04	50.0	No	No
Uranium: U (ug/L) - TW	2020/01/06	0.014	20.0	No	No
Additional Inorganics					
Fluoride (mg/L) - TW	2020/01/06	0.16	1.5	No	No
Nitrite (mg/L) - TW	2020/01/06	<MDL 0.003	1.0	No	No
Nitrite (mg/L) - TW	2020/04/06	<MDL 0.003	1.0	No	No
Nitrite (mg/L) - TW	2020/07/07	<MDL 0.003	1.0	No	No
Nitrite (mg/L) - TW	2020/10/05	<MDL 0.003	1.0	No	No
Nitrate (mg/L) - TW	2020/01/06	0.011	10.0	No	No
Nitrate (mg/L) - TW	2020/04/06	0.011	10.0	No	No
Nitrate (mg/L) - TW	2020/07/07	0.01	10.0	No	No
Nitrate (mg/L) - TW	2020/10/05	0.008	10.0	No	No
Sodium: Na (mg/L) - TW	2020/01/06	17.8	20*	No	Yes

*There is no "MAC" for Sodium. The aesthetic objective for sodium in drinking water is 200 mg/L. The local Medical Officer of Health should be notified when the sodium concentration exceeds 20 mg/L so that this information may be communicated to local physicians for their use with patients on sodium-restricted diets.

Schedule 15 Sampling

The Schedule 15 Sampling is required under O. Reg. 170/03. This system is under reduced sampling. No plumbing samples were collected.

Distribution System	Number of Sampling Points	Number of Samples	Range of Results	Range of Results	MAC (ug/L)	Number of Exceedances
			Minimum	Maximum		
Alkalinity (mg/L)	2	2	185	199	N/A	N/A
pH	2	2	8.29	8.46	N/A	N/A
Lead (ug/l)	2	2	0.09	0.16	10	0

Organic Parameters

These parameters are tested as a requirement under O. Reg. 170/03. In the event any of the parameters exceed half of the maximum allowable concentration the parameter is required to be sampled quarterly.

Treated Water	Sample Date (yyyy/mm/dd)	Sample Result	MAC	Exceedances	Exceedances
				MAC	1/2 MAC
Alachlor (ug/L) - TW	2020/01/06	<MDL 0.02	5.00	No	No
Atrazine + N-dealkylated metabolites (ug/L) - TW	2020/01/06	<MDL 0.01	5.00	No	No
Azinphos-methyl (ug/L) - TW	2020/01/06	<MDL 0.05	20.00	No	No
Benzene (ug/L) – TW	2020/01/06	<MDL 0.32	1.00	No	No
Benzo(a)pyrene (ug/L) - TW	2020/01/06	<MDL 0.004	0.01	No	No
Bromoxynil (ug/L) - TW	2020/01/06	<MDL 0.33	5.00	No	No
Carbaryl (ug/L) - TW	2020/01/06	<MDL 0.05	90.00	No	No
Carbofuran (ug/L) - TW	2020/01/06	<MDL 0.01	90.00	No	No
Carbon Tetrachloride (ug/L) - TW	2020/01/06	<MDL 0.17	2.00	No	No
Chlorpyrifos (ug/L) - TW	2020/01/06	<MDL 0.02	90.00	No	No
Diazinon (ug/L) - TW	2020/01/06	<MDL 0.02	20.00	No	No
Dicamba (ug/L) - TW	2020/01/06	<MDL 0.2	120.00	No	No
1,2-Dichlorobenzene (ug/L) - TW	2020/01/06	<MDL 0.41	200.00	No	No
1,4-Dichlorobenzene (ug/L) - TW	2020/01/06	<MDL 0.36	5.00	No	No
1,2-Dichloroethane (ug/L) - TW	2020/01/06	<MDL 0.35	5.00	No	No
1,1-Dichloroethylene (ug/L) - TW	2020/01/06	<MDL 0.33	14.00	No	No
Dichloromethane (Methylene Chloride) (ug/L) - TW	2020/01/06	<MDL 0.35	50.00	No	No
2,4-Dichlorophenol (ug/L) - TW	2020/01/06	<MDL 0.15	900.00	No	No
2,4-Dichlorophenoxy acetic acid (2,4-D) (ug/L) - TW	2020/01/06	<MDL 0.19	100.00	No	No
Diclofop-methyl (ug/L) - TW	2020/01/06	<MDL 0.4	9.00	No	No
Dimethoate (ug/L) - TW	2020/01/06	<MDL 0.06	20.00	No	No
Diquat (ug/L) - TW	2020/01/06	<MDL 1.0	70.00	No	No
Diuron (ug/L) - TW	2020/01/06	<MDL 0.03	150.00	No	No
Glyphosate (ug/L) - TW	2020/01/06	<MDL 1.0	280.00	No	No
Malathion (ug/L) - TW	2020/01/06	<MDL 0.02	190.00	No	No
2-Methyl-4chlorophenoxyacetic Acid (MCPA)	2020/01/06	<MDL 0.12	100.00	No	No
Metolachlor (ug/L) - TW	2020/01/06	<MDL 0.01	50.00	No	No
Metribuzin (ug/L) - TW	2020/01/06	<MDL 0.02	80.00	No	No
Monochlorobenzene (Chlorobenzene) (ug/L) – TW	2020/01/06	<MDL 0.3	80.00	No	No
Paraquat (ug/L) - TW	2020/01/06	<MDL 1.0	10.00	No	No

Treated Water	Sample Date (yyyy/mm/dd)	Sample Result	MAC	Exceedances	Exceedances
				MAC	1/2 MAC
PCB (ug/L) - TW	2020/01/06	<MDL 0.04	3.00	No	No
Pentachlorophenol (ug/L) - TW	2020/01/06	<MDL 0.15	60.00	No	No
Phorate (ug/L) - TW	2020/01/06	<MDL 0.01	2.00	No	No
Picloram (ug/L) - TW	2020/01/06	<MDL 1.0	190.00	No	No
Prometryne (ug/L) - TW	2020/01/06	<MDL 0.03	1.00	No	No
Simazine (ug/L) - TW	2020/01/06	<MDL 0.01	10.00	No	No
Terbufos (ug/L) - TW	2020/01/06	<MDL 0.01	1.00	No	No
Tetrachloroethylene (ug/L) - TW	2020/01/06	<MDL 0.35	10.00	No	No
2,3,4,6-Tetrachlorophenol (ug/L) - TW	2020/01/06	<MDL 0.2	100.00	No	No
Triallate (ug/L) - TW	2020/01/06	<MDL 0.01	230.00	No	No
Trichloroethylene (ug/L) - TW	2020/01/06	<MDL 0.44	5.00	No	No
2,4,6-Trichlorophenol (ug/L) - TW	2020/01/06	<MDL 0.25	5.00	No	No
Trifluralin (ug/L) - TW	2020/01/06	<MDL 0.02	45.00	No	No
Vinyl Chloride (ug/L) - TW	2020/01/06	<MDL 0.17	1.00	No	No
Distribution Water					
Trihalomethane: Total (ug/L) Annual Average - DW	2020	23.5	100	No	No
HAA Total (ug/L) Annual Average - DW	2020	5.3	80	No	No

MAC = Maximum Allowable Concentration as per O. Reg. 169/03

MDL = Method Detection Limit

Additional Legislated Samples



There were no additional legislated samples required to report during this reporting period.

Major Maintenance Summary incurred to install, repair or replace required equipment

WO #	Description
1586702	Replace hot water tank
1624945	Replace chlorine lines

Appendix A

WTRS Submission Confirmation



Ministry of the Environment,
Conservation and Parks

| [WT DATA](#) | [USER PROFILE](#) | [CONTACT US](#) | [HELP](#) | [HOME](#) | [LOGOUT](#) |

Location: [WTRS](#) / [WT DATA](#) / [Input WT Record](#) WTRS-WT-008

Water Taking Data submitted successfully.

Confirmation:


Thank you for submitting your water taking data online.

Permit Number: 8680-AYSHVM
Permit Holder: THE CORPORATION OF THE CITY OF KAWARTHA LAKES.
Received on: Jan 25, 2021 2:52 PM

This confirmation indicates that your data has been received by the Ministry, but should not be construed as acceptance of this data if it differs from that specified on the Permit Number, assigned to the Permit Holder stated above.

[Print Confirmation](#) [Return to Main Page](#)

CITY OF KAWARTHA LAKES | 2021/01/25
version: v4.5.0.21 (build#: 22)
Last modified: 2018/09/18

 This site maintained by
the Government of Ontario ©2021 [Queen's Printer for Ontario](#)