

# Woodfield Drinking Water System

---

Waterworks # 220012251  
System Category – Small Municipal Residential

## Annual Water Report

Prepared For: The City of Kawartha Lakes

Reporting Period of January 1<sup>st</sup> – December 31<sup>st</sup>, 2022

Issued: February 17, 2023

Revision: 0

Operating Authorities:



This report has been prepared to satisfy the annual reporting requirements in O. Reg. 170/03 Section 11 and Schedule 22

## Table of Contents

Annual Water Report .....	1
Report Availability .....	1
Compliance Report Card .....	1
System Process Description .....	1
Raw Source .....	1
Treatment .....	1
Treatment Chemicals used during the reporting year .....	2
Summary of Non-Compliance.....	2
Adverse Water Quality Incidents.....	2
Non-Compliance .....	2
Non-Compliance Identified in a Ministry Inspection .....	2
Flows .....	2
Raw Water Flows.....	2
Total Monthly Flows (m <sup>3</sup> /d)-Well #1 .....	3
Monthly Rated Flows (L/s)-Well #1 .....	3
Total Monthly Flows (m <sup>3</sup> /d)-Well #2 .....	4
Monthly Rated Flows (L/s)-Well #2.....	4
Treated Water Flows .....	5
Monthly Rated Flows .....	5
Annual Total Flow Comparison.....	5
Regulatory Sample Results Summary .....	6
Microbiological Testing .....	6
Operational Testing .....	6
Inorganic Parameters .....	6
Schedule 15 Sampling.....	7
Organic Parameters.....	8
Additional Legislated Samples.....	9
Major Maintenance Summary .....	10
WTRS Submission Confirmation .....	A

## Report Availability

This system does not serve more than 10,000 residences. The annual reports will be available to residents at the City of Kawartha Lakes Public Works Administration Office by appointment and on the [City's website](#). Notification that reports are available free of charge will be made on the City of Kawartha Lakes website. The City of Kawartha Lakes Public Works Administration Office is located at 322 Kent Street West in Lindsay, Ontario.

## Compliance Report Card

**Drinking Water System Number:** 220012251

**Drinking Water System Name:** Woodfield DWS

**Drinking Water System Owner:** City of Kawartha Lakes

**Drinking Water System Category:** Small Municipal Residential

**Period Being Reported:** January 1, 2022 - December 31, 2022

	# of Events	Date	Details
<b>Health &amp; Safety</b>			
Number of Incidents	0		
<b>Drinking Water</b>			
MECP Inspections	1	June 7, 2022	Announced - Focused Drinking Water Inspection - Final Inspection Rating of 100%
AWQI's	0		
Number of Non-Compliances	0		
Number of Boil Water Advisories	0		

## System Process Description

### Raw Source

The water supply for the DWS comes from two (2) groundwater wells that are designated as non-GUDI (groundwater under direct influence).

### Treatment

The treatment system consists of the following:

- Sodium hypochlorite disinfection system
- Iron sequestering system
- Hydropneumatic tanks
- Contact pipe
- Stand-by diesel generator on-site

Treatment Chemicals used during the reporting year:

<b>Chemical Name</b>	<b>Use</b>	<b>Supplier</b>
Sodium Hypochlorite	Disinfection	Jutzi Water Technologies
Sodium Silicate	Iron Sequestering	Jutzi Water Technologies

## **Summary of Non-Compliance**

### **Adverse Water Quality Incidents**

There were no adverse water quality incidents reported during the reporting period.

### **Non-Compliance(s)**

There were no non-compliances issues reported during the reporting period.

### **Non-Compliance(s) Identified in a Ministry Inspection**

There were no non-compliances identified in the Ministry Inspection during this reporting period.

## **Flows**

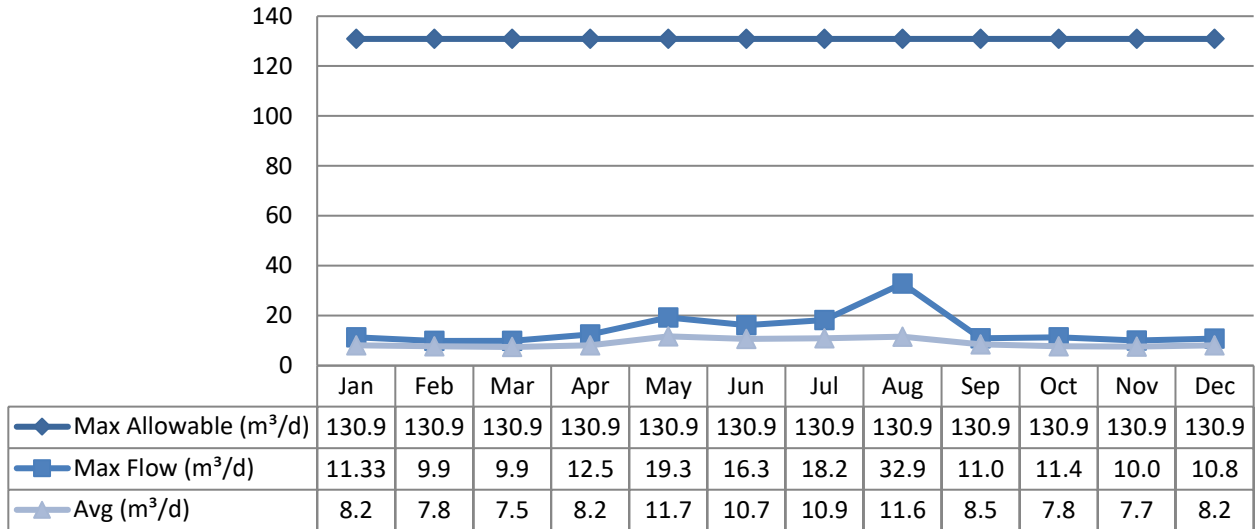
The Woodfield Drinking Water System is operating on average under half the rated capacity.

### **Raw Water Flows**

The Raw Water flows are regulated under the Permit to Take Water. 2022 Raw Flow Data was submitted to the Ministry electronically under permit #8680-AYSHVM. The confirmation of the data that was submitted are attached in Appendix A.

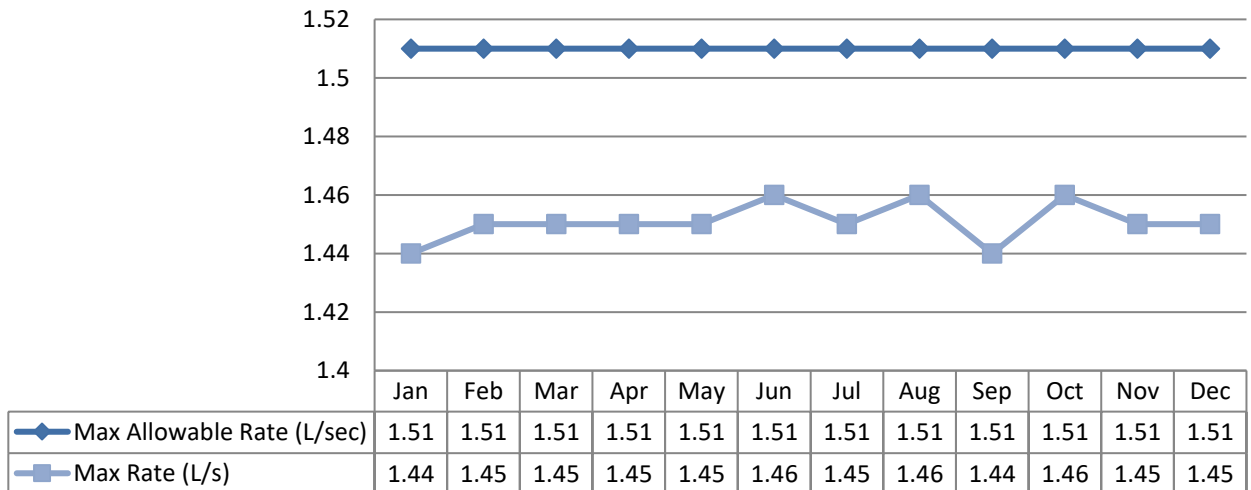
Total Monthly Flows (m<sup>3</sup>/d)

Max Allowable PTTW – Well #1



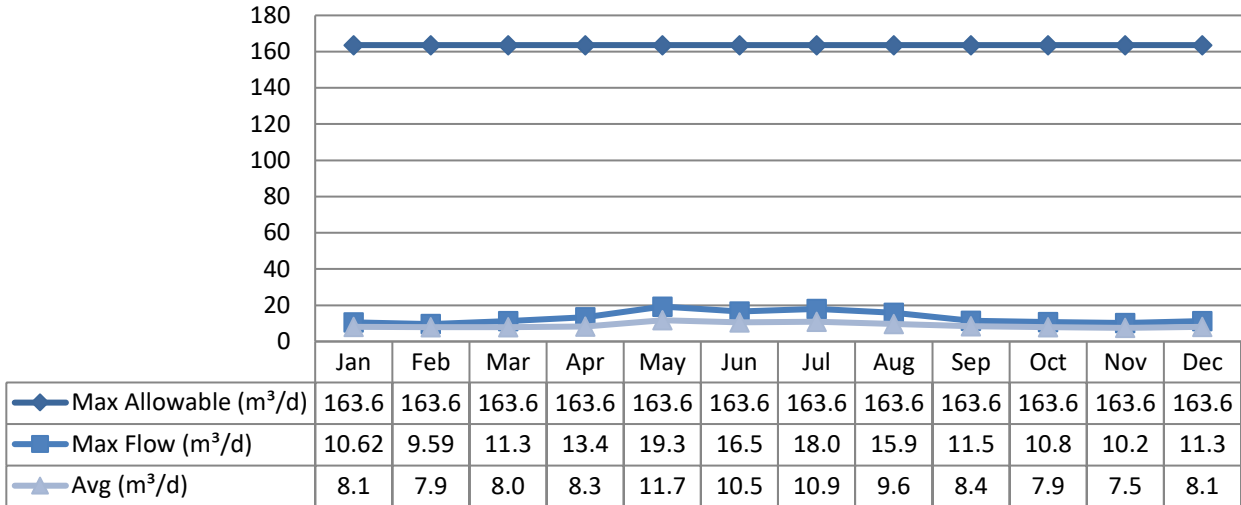
Monthly Rated Flows (L/s)

Max allowable rate – PTTW – Well #1



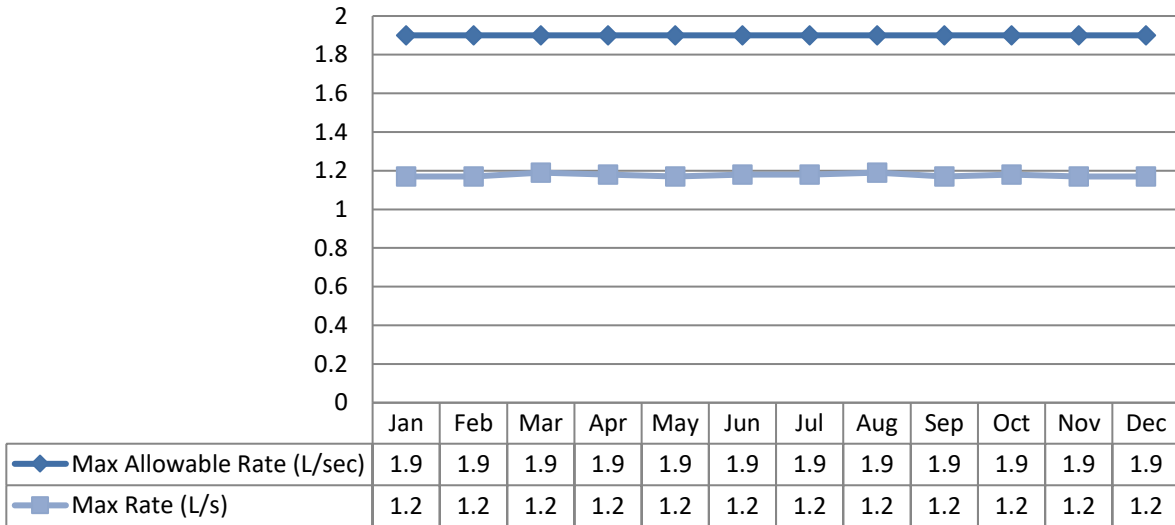
Total Monthly Flows (m<sup>3</sup>/d)

Max Allowable PTTW – Well #2



Monthly Rated Flows (L/s)

Max allowable rate – PTTW – Well #2

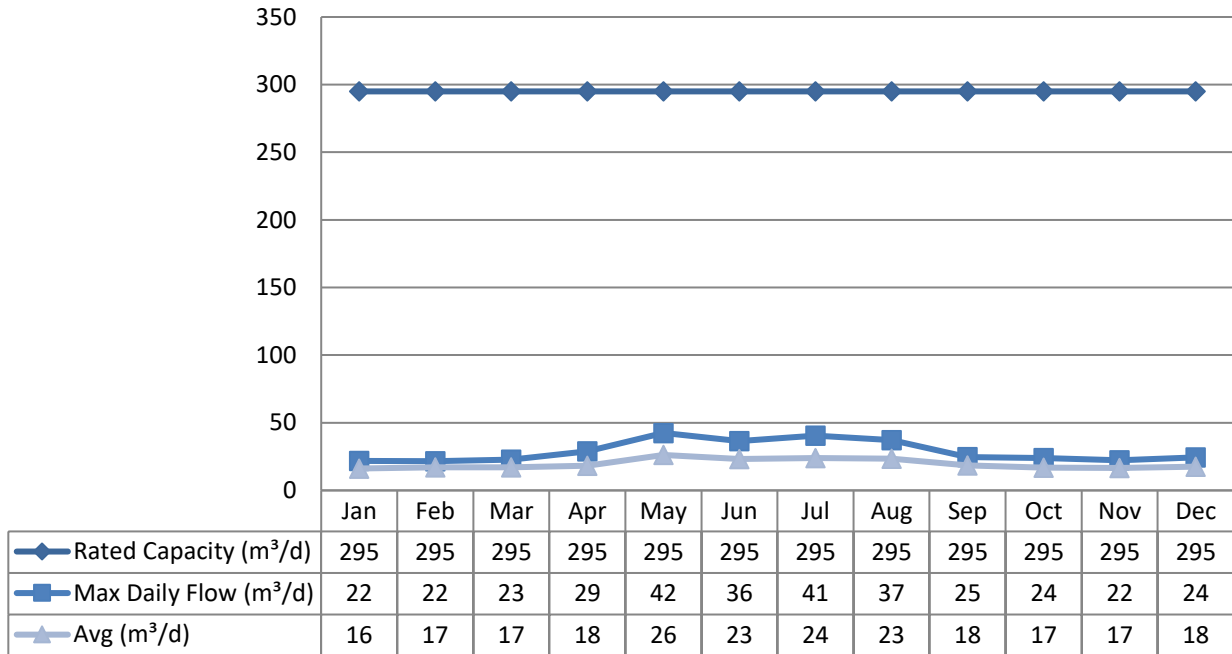


### Treated Water Flows

The Treated Water flows are regulated under the Municipal Licence.

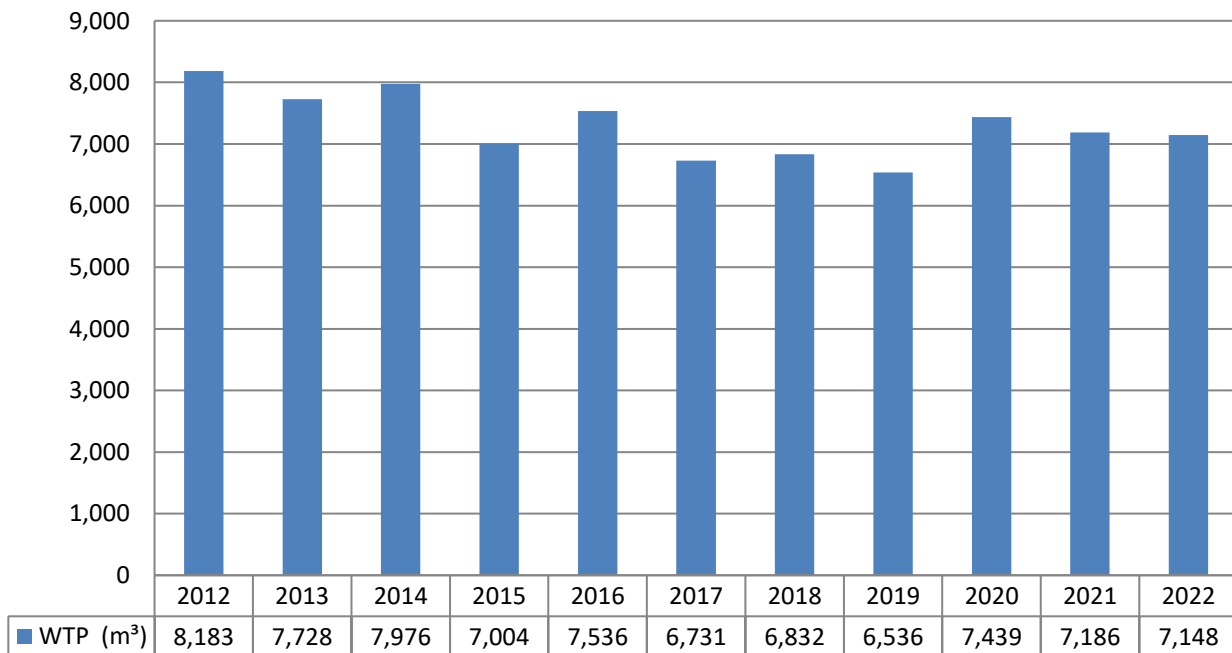
#### Monthly Rated Flows

Rated Capacity – MDWL



#### Annual Total Flow Comparison

Total Annual m<sup>3</sup>



## Regulatory Sample Results Summary

### Microbiological Testing

Source	# of Samples	Range of E.coli Results Min	Range of E.coli Results Max	Range of Total Coliform Results Min	Range of Total Coliform Results Max	Range of HPC Results Min	Range of HPC Results Max
Raw Well 1	27	0	0	0	0		
Raw Well 2	27	0	0	0	0		
Treated	0	N/A	N/A	N/A	N/A	N/A	N/A
Distribution	52	0	0	0	0	0	4

### Operational Testing

Parameter	Number of Samples Collected	Range of Results Minimum	Range of Results Maximum
Turbidity Well 1 (NTU)	12	0.14	0.57
Turbidity Well 2 (NTU)	12	0.13	0.58
Turbidity Treated Water (NTU)	8760	0	2
Chlorine	8760	1.35	5
Fluoride (If the DWS provides fluoridation)	N/A	N/A	N/A

**Note:** Record the unit of measure if it is **not** milligrams per litre.

**Note:** For continuous monitors 8760 is used as the number of samples. Spikes recorded by on-line instrumentation were a result of air bubbles and various maintenance/calibration activities. All spikes are reviewed for compliance with O. Reg. 170/03.

### Inorganic Parameters

These parameters are tested as a requirement under O. Reg. 170/03. Sodium and Fluoride are required to be tested every five years. Nitrate and Nitrite are tested quarterly and the metals are tested every three years as required under O. Reg. 170/03. In the event any of the parameters exceed half of the maximum allowable concentration the parameter is required to be sampled quarterly.

- MAC = Maximum Allowable Concentration as per O. Reg. 169/03
- MDL = Method Detection Limit



	<b>Sample Date (yyyy/mm/dd)</b>	<b>Sample Result</b>	<b>MAC</b>	<b>Exceedance MAC</b>	<b>Exceedance ½ MAC</b>
<b>Treated Water</b>					
Antimony: Sb (ug/L) - TW	2020/01/06	<MDL 0.09	6.0	No	No
Arsenic: As (ug/L) - TW	2020/01/06	<MDL 0.2	10.0	No	No
Barium: Ba (ug/L) - TW	2020/01/06	201.0	1000.0	No	No
Boron: B (ug/L) - TW	2020/01/06	23.0	5000.0	No	No
Cadmium: Cd (ug/L) - TW	2020/01/06	0.004	5.0	No	No
Chromium: Cr (ug/L) - TW	2020/01/06	0.08	50.0	No	No
Mercury: Hg (ug/L) - TW	2020/01/06	<MDL 0.01	1.0	No	No
Selenium: Se (ug/L) - TW	2020/01/06	<MDL 0.04	50.0	No	No
Uranium: U (ug/L) - TW	2020/01/06	0.014	20.0	No	No
<b>Additional Inorganics</b>					
Fluoride (mg/L) - TW	2020/01/06	0.16	1.5	No	No
Nitrite (mg/L) - TW	2022/01/04	<MDL 0.003	1.0	No	No
Nitrite (mg/L) - TW	2022/04/04	<MDL 0.003	1.0	No	No
Nitrite (mg/L) - TW	2022/07/11	<MDL 0.003	1.0	No	No
Nitrite (mg/L) - TW	2022/10/03	<MDL 0.003	1.0	No	No
Nitrate (mg/L) - TW	2022/01/04	0.011	10.0	No	No
Nitrate (mg/L) - TW	2022/04/04	0.01	10.0	No	No
Nitrate (mg/L) - TW	2022/07/11	0.011	10.0	No	No
Nitrate (mg/L) - TW	2022/10/03	0.012	10.0	No	No
Sodium: Na (mg/L) - TW	2020/01/06	17.8	20*	No	Yes

\*There is no "MAC" for Sodium. The aesthetic objective for sodium in drinking water is 200 mg/L. The local Medical Officer of Health should be notified when the sodium concentration exceeds 20 mg/L so that this information may be communicated to local physicians for their use with patients on sodium restricted diets.

#### Schedule 15 Sampling

The Schedule 15 Sampling is required under O. Reg. 170/03. This system is under reduced sampling. No plumbing samples were collected.

Distribution System	No. of Sampling Points	No. of Samples	Range of Results MIN	Range of Results MAX	MAC (ug/L)	No. of Exceedances
Alkalinity (mg/L)	1	2	189	194	N/A	N/A
pH	1	2	8.14	8.26	N/A	N/A
Lead (ug/l)	2	0	N/A	N/A	10	N/A

### Organic Parameters

These parameters are tested as a requirement under O. Reg. 170/03. In the event any of the parameters exceed half of the maximum allowable concentration the parameter is required to be sampled quarterly.

	Sample Date (yyyy/mm/dd)	Sample Result	MAC	Exceedance MAC	Exceedance ½ MAC
<b>Treated Water</b>					
Alachlor (ug/L) - TW	2020/01/06	<MDL 0.02	5.00	No	No
Atrazine + N-dealkylated metabolites (ug/L) - TW	2020/01/06	<MDL 0.01	5.00	No	No
Azinphos-methyl (ug/L) - TW	2020/01/06	<MDL 0.05	20.00	No	No
Benzene (ug/L) – TW	2020/01/06	<MDL 0.32	1.00	No	No
Benzo(a)pyrene (ug/L) - TW	2020/01/06	<MDL 0.004	0.01	No	No
Bromoxynil (ug/L) - TW	2020/01/06	<MDL 0.33	5.00	No	No
Carbaryl (ug/L) - TW	2020/01/06	<MDL 0.05	90.00	No	No
Carbofuran (ug/L) - TW	2020/01/06	<MDL 0.01	90.00	No	No
Carbon Tetrachloride (ug/L) - TW	2020/01/06	<MDL 0.17	2.00	No	No
Chlorpyrifos (ug/L) - TW	2020/01/06	<MDL 0.02	90.00	No	No
Diazinon (ug/L) - TW	2020/01/06	<MDL 0.02	20.00	No	No
Dicamba (ug/L) - TW	2020/01/06	<MDL 0.2	120.00	No	No
1,2-Dichlorobenzene (ug/L) - TW	2020/01/06	<MDL 0.41	200.00	No	No
1,4-Dichlorobenzene (ug/L) - TW	2020/01/06	<MDL 0.36	5.00	No	No
1,2-Dichloroethane (ug/L) - TW	2020/01/06	<MDL 0.35	5.00	No	No
1,1-Dichloroethylene (ug/L) - TW	2020/01/06	<MDL 0.33	14.00	No	No
Dichloromethane (Methylene Chloride) (ug/L) - TW	2020/01/06	<MDL 0.35	50.00	No	No
2,4-Dichlorophenol (ug/L) - TW	2020/01/06	<MDL 0.15	900.00	No	No
2,4-Dichlorophenoxy acetic acid (2,4-D) (ug/L) - TW	2020/01/06	<MDL 0.19	100.00	No	No
Diclofop-methyl (ug/L) - TW	2020/01/06	<MDL 0.4	9.00	No	No
Dimethoate (ug/L) - TW	2020/01/06	<MDL 0.06	20.00	No	No
Diquat (ug/L) - TW	2020/01/06	<MDL 1.0	70.00	No	No

Woodfield Drinking Water System – 2022 Annual Water Reports

	<b>Sample Date (yyyy/mm/dd)</b>	<b>Sample Result</b>	<b>MAC</b>	<b>Exceedance MAC</b>	<b>Exceedance ½ MAC</b>
Diuron (ug/L) - TW	2020/01/06	<MDL 0.03	150.00	No	No
Glyphosate (ug/L) - TW	2020/01/06	<MDL 1.0	280.00	No	No
Malathion (ug/L) - TW	2020/01/06	<MDL 0.02	190.00	No	No
2-Methyl-4chlorophenoxyacetic Acid (MCPA)	2020/01/06	<MDL 0.12	100.00	No	No
Metolachlor (ug/L) - TW	2020/01/06	<MDL 0.01	50.00	No	No
Metribuzin (ug/L) - TW	2020/01/06	<MDL 0.02	80.00	No	No
Monochlorobenzene (Chlorobenzene) (ug/L) – TW	2020/01/06	<MDL 0.3	80.00	No	No
Paraquat (ug/L) - TW	2020/01/06	<MDL 1.0	10.00	No	No
PCB (ug/L) - TW	2020/01/06	<MDL 0.04	3.00	No	No
Pentachlorophenol (ug/L) - TW	2020/01/06	<MDL 0.15	60.00	No	No
Phorate (ug/L) - TW	2020/01/06	<MDL 0.01	2.00	No	No
Picloram (ug/L) - TW	2020/01/06	<MDL 1.0	190.00	No	No
Prometryne (ug/L) - TW	2020/01/06	<MDL 0.03	1.00	No	No
Simazine (ug/L) - TW	2020/01/06	<MDL 0.01	10.00	No	No
Terbufos (ug/L) - TW	2020/01/06	<MDL 0.01	1.00	No	No
Tetrachloroethylene (ug/L) - TW	2020/01/06	<MDL 0.35	10.00	No	No
2,3,4,6-Tetrachlorophenol (ug/L) - TW	2020/01/06	<MDL 0.2	100.00	No	No
Triallate (ug/L) - TW	2020/01/06	<MDL 0.01	230.00	No	No
Trichloroethylene (ug/L) - TW	2020/01/06	<MDL 0.44	5.00	No	No
2,4,6-Trichlorophenol (ug/L) - TW	2020/01/06	<MDL 0.25	5.00	No	No
Trifluralin (ug/L) - TW	2020/01/06	<MDL 0.02	45.00	No	No
Vinyl Chloride (ug/L) - TW	2020/01/06	<MDL 0.17	1.00	No	No
<b>Distribution Water</b>					
Trihalomethane: Total (ug/L) Annual Average - DW	2022	23.5	100	No	No
HAA Total (ug/L) Annual Average - DW	2022	5.325	80	No	No

MAC = Maximum Allowable Concentration as per O. Reg. 169/03

MDL = Method Detection Limit

**Additional Legislated Samples**



There were no additional legislated samples required to report during this reporting period.

**Major Maintenance Summary incurred to install, repair or replace required equipment**

<b>WO #</b>	<b>Description</b>
2721637	Electrical Upgrades

# Appendix A

## WTRS Submission Confirmation



Ministry of the Environment,  
Conservation and Parks

| [WT DATA](#) | [USER PROFILE](#) | [CONTACT US](#) | [HELP](#) | [HOME](#) | [LOGOUT](#) |

Location: [WTRS](#) / [WT DATA](#) / [Input WT Record](#) WTRS-WT-008

**Water Taking Data submitted successfully.**

**Confirmation:**


Thank you for submitting your water taking data online.

Permit Number: 8680-AYSHVM  
Permit Holder: THE CORPORATION OF THE CITY OF KAWARTHA LAKES.  
Received on: Jan 31, 2023 2:45 PM

This confirmation indicates that your data has been received by the Ministry, but should not be construed as acceptance of this data if it differs from that specified on the Permit Number, assigned to the Permit Holder stated above.

[Print Confirmation](#)   [Return to Main Page](#)

CITY OF KAWARTHA LAKES | 2023/01/31  
version: v4.5.0.21 (build#: 22)  
Last modified: 2018/09/18

 This site maintained by  
the Government of Ontario ©2023 [Queen's Printer for Ontario](#)