

Woodfield Drinking Water System

2024 Annual Water Report

Drinking Water System Number: 220012251

Drinking Water System Operating Authorities: City of Kawartha Lakes and Ontario
Clean Water Agency

Drinking Water System Category: Small Municipal Residential

Reporting Period: January 1 – December 31, 2024



Table of Contents

2024 Annual Drinking Water System Summary Report.....	3
General Information	3
Compliance Summary	3
Drinking Water System Description	4
Source Water	4
Water Treatment Facility	4
Distribution System	4
Summary of Non-Compliance	4
Adverse Water Quality Incidents	4
Non-Compliance.....	4
Non-Compliance Identified in a Ministry Inspection	5
Flows	5
Raw Water Flows	5
Treated Water Flows	7
Regulatory Sample Results Summary	8
Microbiological Testing	8
Operational Testing	9
Inorganic Parameters	9
Schedule 15 Sampling (Lead).....	10
Organic Parameters.....	11
Additional Legislated Samples	13
Major Maintenance Expense (above \$10,000)	13
APPENDIX A	14
WTR Submission Confirmation	14

2024 Annual Drinking Water System Summary Report

General Information

The City of Kawartha Lakes prepares a report summarizing system operation and water quality for every municipal drinking water system annually. This report has been prepared to satisfy the annual reporting requirements in O. Reg. 170/03 Section 11 and Schedule 22. The annual reports will be available to residents at the City of Kawartha Lakes Public Works Administration Office by appointment and the [City's website](#). Notification that the reports are available free of charge will be made on the City of Kawartha Lakes website. The City of Kawartha Lakes Public Works Administration Office is located at 322 Kent Street West in Lindsay, Ontario.

This system does not serve more than 10,000 residences.

Drinking Water System Number: 220012251

Drinking Water System Name: Woodfield Drinking Water System

Drinking Water System Owner: City of Kawartha Lakes

Drinking Water System Category: Small Municipal Residential

Reporting Period: January 1, 2024 – December 31, 2024

Compliance Summary

Table 1. Drinking Water Compliance Summary

	Number of Events	Date	Details
Ministry (MECP) Inspections	1	August 7, 2024	Unannounced Focused Drinking Water Inspection – Final Inspection Rate of 100%
Adverse Water Quality Incidents (AWQIs)	0		
Non-Compliances	0		
Boil Water Advisories	0		
Health and Safety	0		

Drinking Water System Description

The Woodfield drinking water system is a small municipal residential drinking water system that serves the Woodfield subdivision located in Bethany, in the City of Kawartha Lakes. The drinking water system is classified as Class I Water Treatment and Class I Water Distribution subsystems under O. Reg. 128/04.

Source Water

The water supply for the system comes from two groundwater wells: Well #1 and Well #2. The wells are designated as non-GUDI (groundwater under the direct influence).

Water Treatment Facility

The treatment system consists of a sodium hypochlorite feed system for primary and secondary disinfection and a sodium silicate system for iron sequestering. Chlorine contact is achieved in a 400 mm diameter, 25 m serpentine pipe installed adjacent to the pumphouse.

A diesel generator is onsite to provide standby power to the water treatment facility in the event of a power failure.

Distribution System

The distribution system has approximately 0.86 kilometers of watermains and is not rated for fire protection. The watermains in the Omemee Distribution System are all PVC. There is no storage, chlorine boosting, secondary disinfection or pressure boosting capabilities within the control of the distribution system.

Table 2. Treatment Chemicals Used

Chemical Name	Use	Supplier
Sodium Hypochlorite	Disinfection	Jutzi Water Technologies
Sodium Silicate	Iron Sequestering	Jutzi Water Technologies

Summary of Non-Compliance

Adverse Water Quality Incidents

There were no adverse water quality incidents reported during the reporting period.

Non-Compliance

There were no non-compliances reported during the reporting period.

Non-Compliance Identified in a Ministry Inspection

There were no non-compliances identified in a Ministry Inspection during this period.

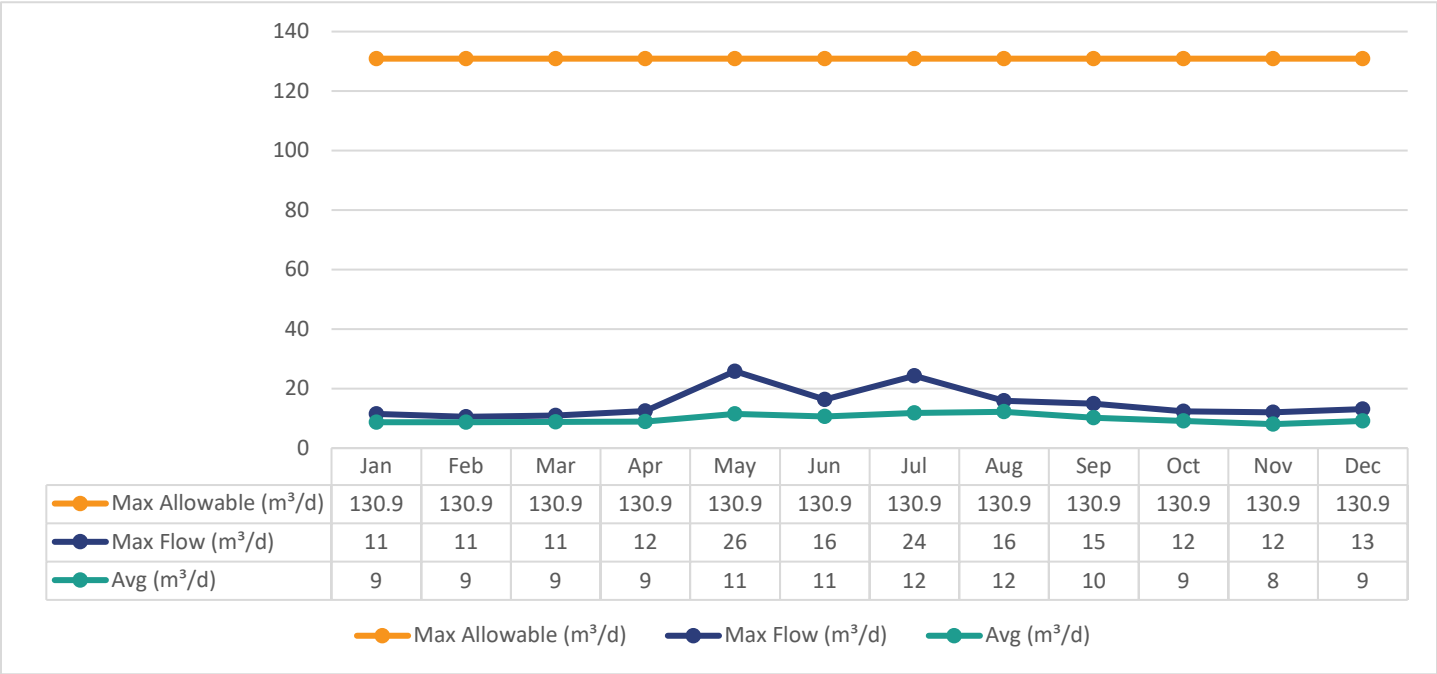
Flows

The Woodfield Drinking Water System is operating on average under half the rated capacity. The rated capacity of the system (treated water flows) is 295 m³/day.

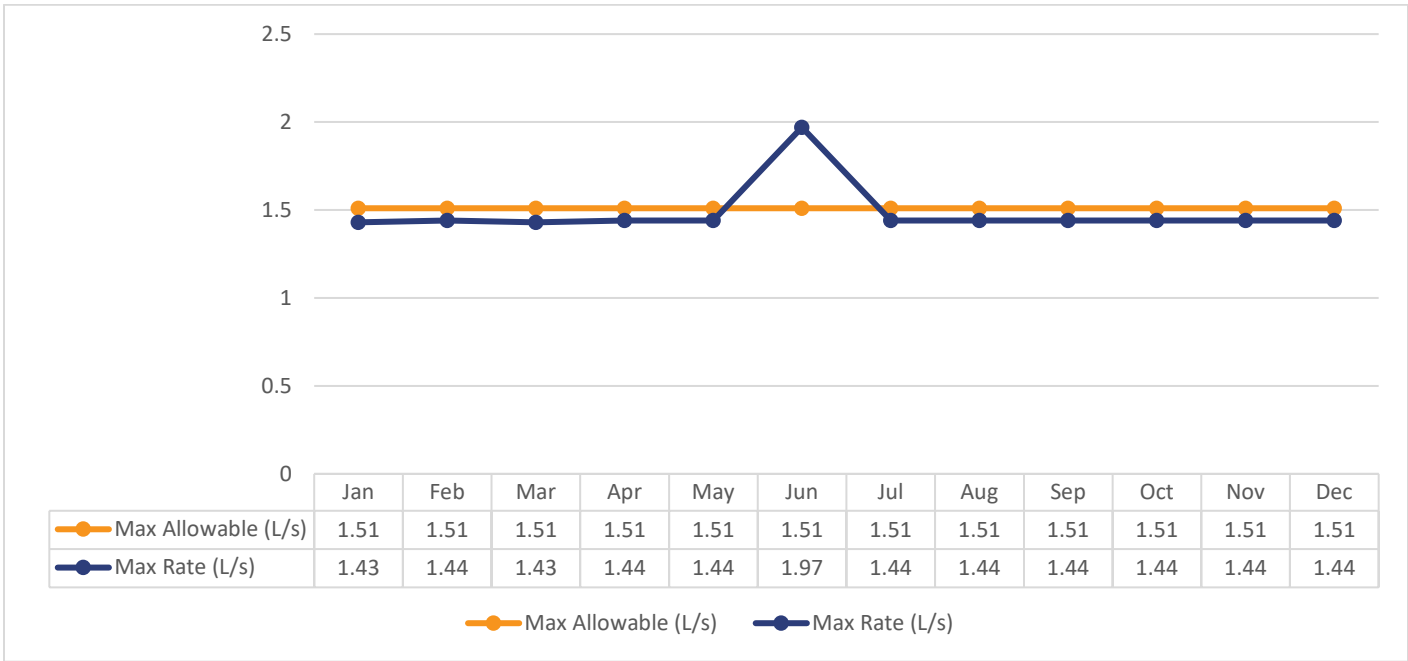
Raw Water Flows

The raw water flows are regulated under the Permit to Take Water. Raw flow data for 2024 was submitted to the Ministry of Environment, Conservation and Parks (MECP) electronically under permit #8680-AYSHVM. The confirmation of the data that was submitted is attached in Appendix A. The Permit to Take Water compliance criteria is in litres per minute (L/min) but for the purposes of this report the flow rate is reported in litres per second (L/sec) based on industry standard for flow monitoring recording.

Graph 1. Total Monthly Flows (m³/d) – Well #1 (Max Allowable PTTW)

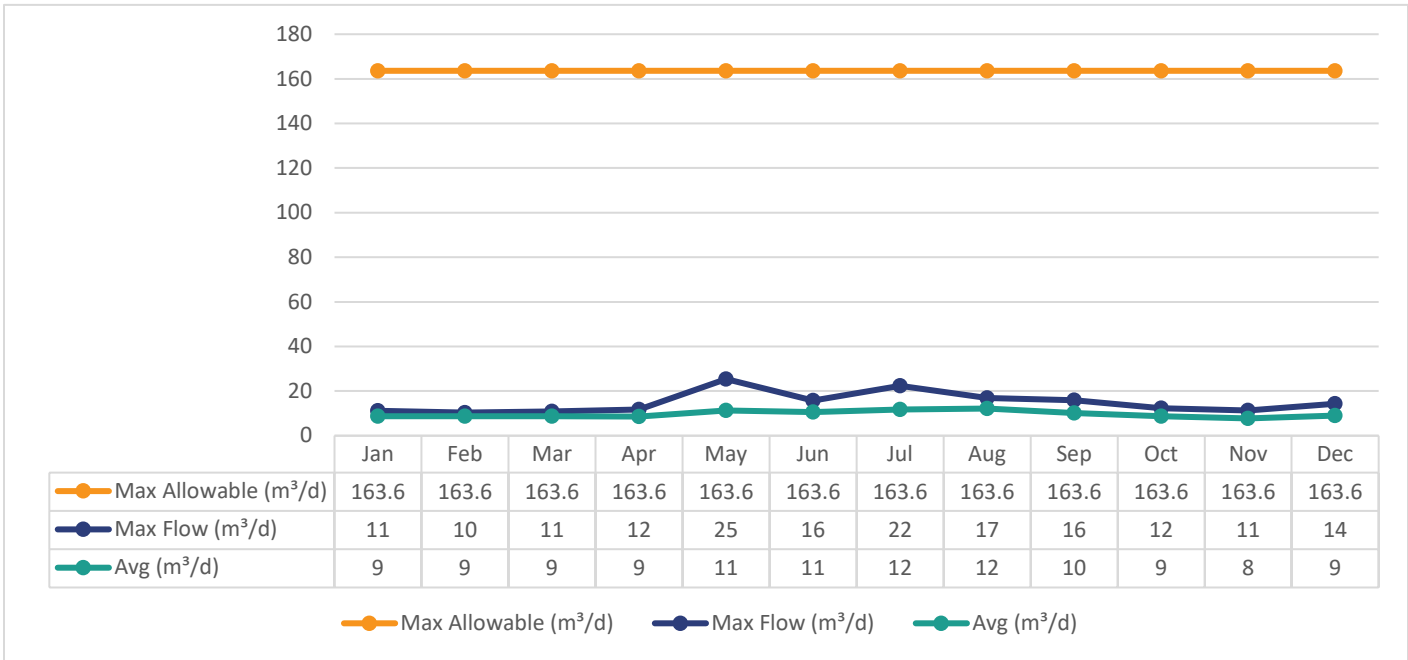


Graph 2. Monthly Rated Flows (L/s) – Well #1 (Max Allowable Rate PTTW)

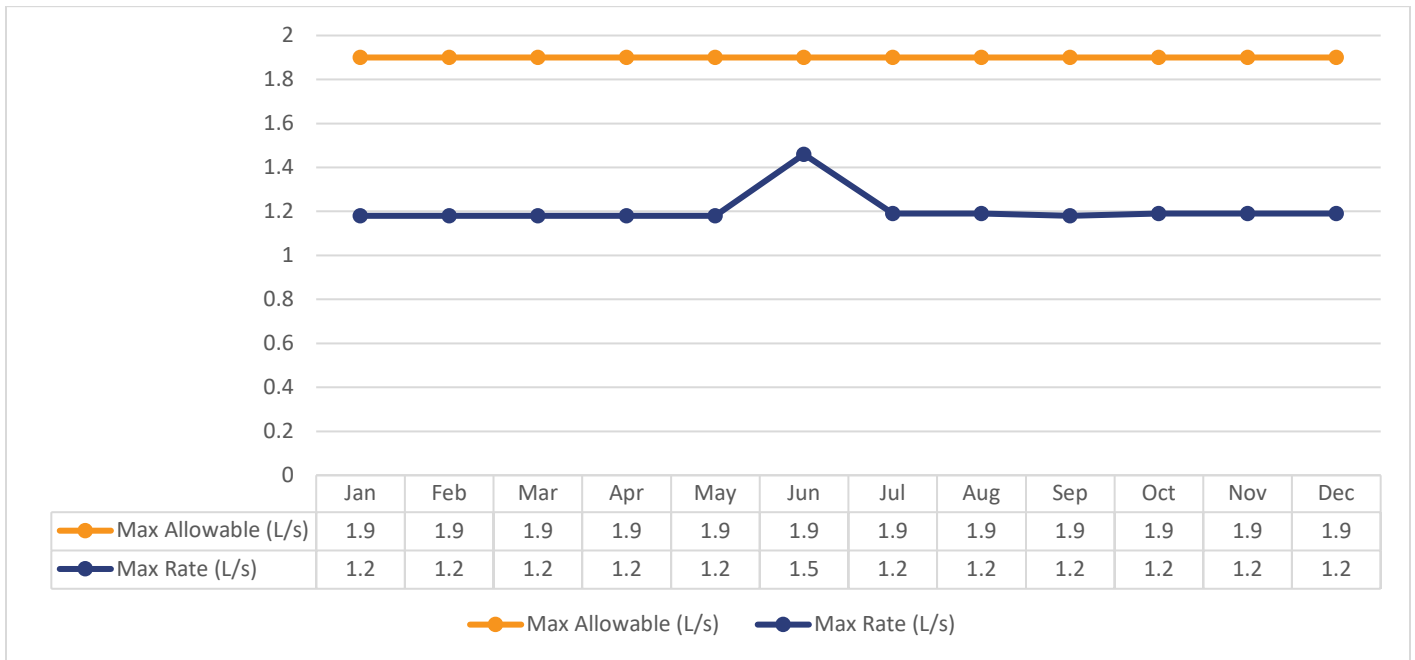


Note: Certain operational circumstances could cause results to be temporarily outside of the allowable rates. In June 2024, the allowable rate was momentarily surpassed as a result of annual calibration of the flow meter and did not indicate a true exceedance. A true exceedance would be documented within this report.

Graph 3. Total Monthly Flows (m³/d) – Well #2 (Max Allowable PTTW)



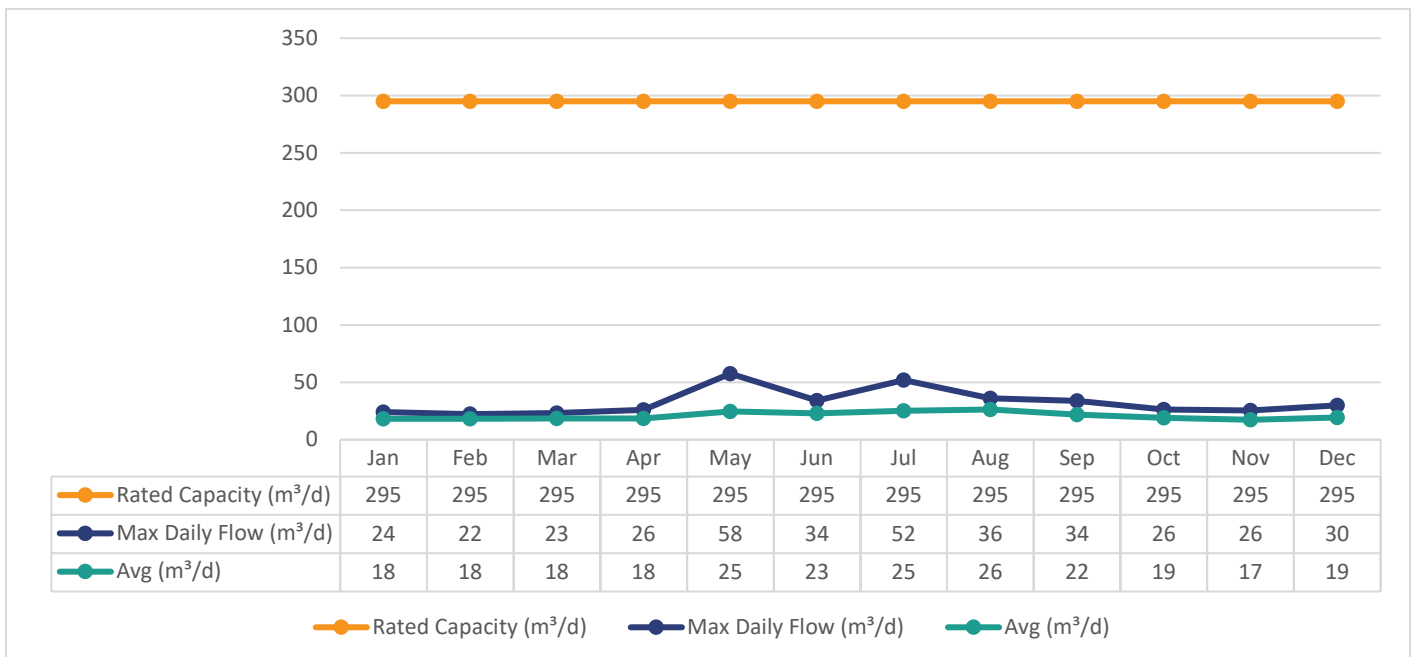
Graph 4. Monthly Rated Flows (L/s) – Well #2 (Max Allowable Rate PTTW)



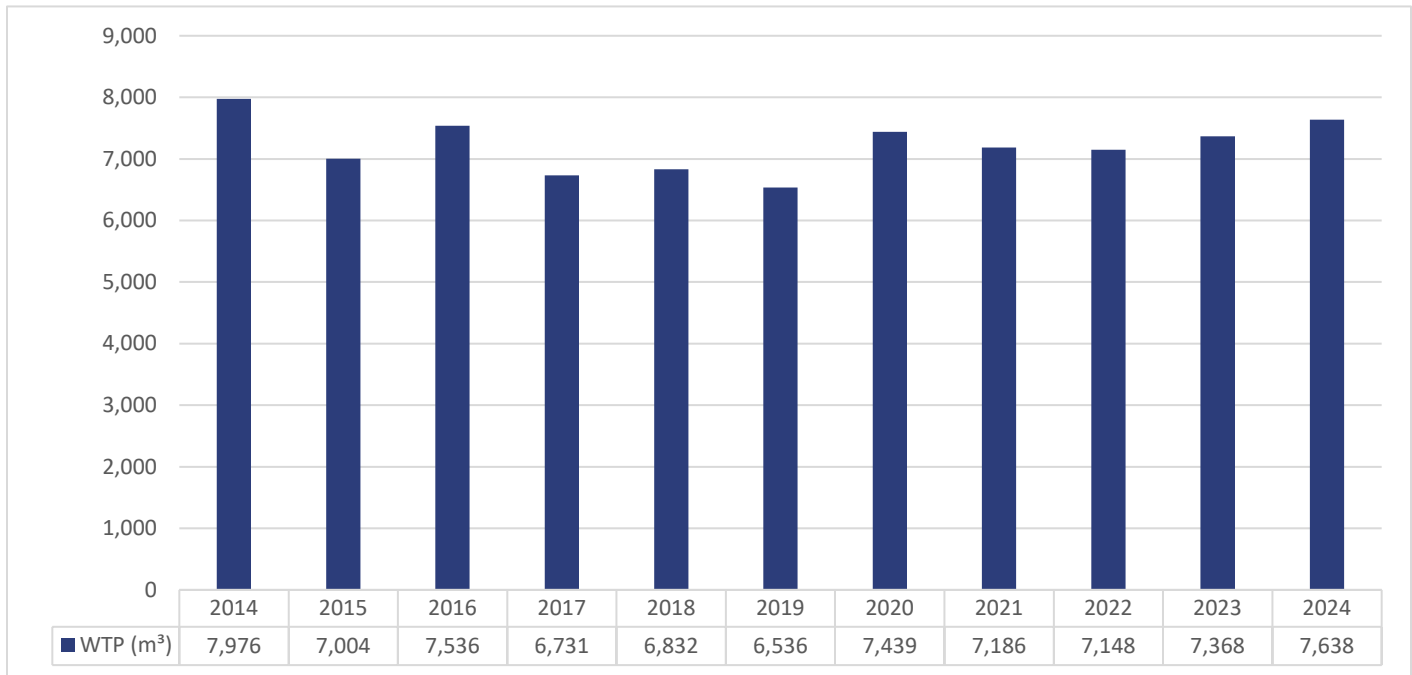
Treated Water Flows

The Treated Water flows are regulated under the Municipal Drinking Water Licence 141-116.

Graph 5. Monthly Rated Flows (m³/d) – Rated Capacity - MDWL



Graph 6. Annual Total Flow Comparison (m³)



Regulatory Sample Results Summary

Microbiological Testing

Table 3. Microbiological Test Results

	No. of Samples Collected	Range of E. Coli Results	Range of E. Coli Results	Range of Total Coliform Results	Range of Total Coliform Results	Range of HPC Results	Range of HPC Results
		Min	Max	Min	Max	Min	Max
Raw Well 1	26	0	0	0	0	N/A	N/A
Raw Well 2	26	0	0	0	0	N/A	N/A
Treated	0	N/A	N/A	N/A	N/A	N/A	N/A
Distribution	53	0	0	0	0	0	2

OG = Overgrowth

HPC = Heterotrophic Plate Count

Operational Testing

Table 4. Operational Test Results

Parameter	Number of Samples Collected	Range of Results Minimum	Range of Results Maximum
Turbidity Well 1 (NTU)	12	0.16	0.67
Turbidity Well 2 (NTU)	12	0.19	0.53
Turbidity – TW (NTU)	8760	0.00	2.00
Chlorine	8760	0.78	5.00
Fluoride (If the DWS provides fluoridation)	N/A	N/A	N/A

Note: Record the unit of measurement if it is **not** milligrams per litre.

Note: For continuous monitors 8760 is used as the number of samples. Spikes recorded by online instrumentation were a result of air bubbles and various maintenance/calibration activities. All spikes are reviewed for compliance with O. Reg. 170/03, any true exceedance would be documented in this report.

Inorganic Parameters

These parameters are tested as a requirement under O. Reg. 170/03. Sodium and Fluoride are required to be tested every five years. Nitrate and Nitrate are tested quarterly and the metals are tested every five years as required under O. Reg. 170/03. In the event any of the parameters listed in Schedule 23 or 24 of O. Reg. 170/03 exceed half of the maximum allowable concentration the parameter is required to be samples quarterly. Based on the latest test results no additional testing is required.

Table 5. Inorganic Parameters Test Results

	Sample Date (yyyy/mm/dd)	Sample Result	Unit of Measure	MAC	Exceedance
Treated Water					
Antimony	2020 01 06	<MDL 0.09	µg/L	6.0	No
Arsenic	2020 01 06	<MDL 0.2	µg/L	10.0	No
Barium	2020 01 06	201.0	µg/L	1000.0	No
Boron	2020 01 06	23.0	µg/L	5000.0	No
Cadmium	2020 01 06	0.004	µg/L	5.0	No
Chromium	2020 01 06	0.08	µg/L	50.0	No
Mercury	2020 01 06	<MDL 0.01	µg/L	1.0	No

	Sample Date (yyyy/mm/dd)	Sample Result	Unit of Measure	MAC	Exceedance
Selenium	2020 01 06	<MDL 0.04	µg/L	50.0	No
Uranium	2020 01 06	0.014	µg/L	20.0	No
Additional Organics					
Fluoride	2020 01 06	0.16	mg/L	1.5	No
Nitrite	2024 01 02	<MDL 0.003	mg/L	1.0	No
Nitrite	2024 04 08	<MDL 0.003	mg/L	1.0	No
Nitrite	2024 07 02	<MDL 0.003	mg/L	1.0	No
Nitrite	2024 10 07	<MDL 0.003	mg/L	1.0	No
Nitrate	2024 01 02	0.012	mg/L	10.0	No
Nitrate	2024 04 08	0.01	mg/L	10.0	No
Nitrate	2024 07 02	0.012	mg/L	10.0	No
Nitrate	2024 10 07	0.011	mg/L	10.0	No
Sodium	2020 01 06	17.8	mg/L	20*	No

MAC = Maximum Allowable Concentration as per O. Reg. 169/03

MDL = Method Detection Limit

*There is no "MAC" for Sodium. The aesthetic objective for sodium in drinking water is 200 mg/L. Sodium results exceeding 20 mg/L are to be reported to the Medical Officer of Health as per Schedule 16-3 (8) of O. Reg. 170/03.

Schedule 15 Sampling (Lead)

The Schedule 15 sampling is required under O. Reg. 170/03. This system is under reduced sampling. Only distribution samples were collected, and no plumbing samples were collected.

Table 6. Schedule 15 Test Results (Lead)

	Number of Sampling Points	Number of Samples	Range of Results Minimum	Range of Results Maximum	MAC (µg/L)	Number of Exceedances
Alkalinity (mg/L)	1	2	189	198	N/A	N/A
pH	1	2	8.25	8.27	N/A	N/A
Lead (µg/L)	N/A	N/A	N/A	N/A	10.0	

Organic Parameters

These parameters are tested as a requirement under O. Reg. 170/03. In the event any of the parameters listed in Schedule 23 or 24 of O. Reg. 170/03 exceed half of the maximum allowable concentration the parameter is required to be samples quarterly. Based on the latest test results no additional testing is required.

Table 7. Organic Parameters Test Results

	Sample Date (yyyy/mm/dd)	Sample Result	Unit of Measure	MAC	Exceedance
Treated Water					
Alachlor	2020 01 06	<MDL 0.02	µg/L	5.0	No
Atrazine + N-dealkylated metabolites	2020 01 06	<MDL 0.01	µg/L	5.0	No
Azinphos-methyl	2020 01 06	<MDL 0.05	µg/L	20.0	No
Benzene	2020 01 06	<MDL 0.32	µg/L	1.0	No
Benzo(a)pyrene	2020 01 06	<MDL 0.004	µg/L	0.01	No
Bromoxynil	2020 01 06	<MDL 0.33	µg/L	5.0	No
Carbaryl	2020 01 06	<MDL 0.01	µg/L	90.0	No
Carbofuran	2020 01 06	<MDL 0.01	µg/L	90.0	No
Carbon Tetrachloride	2020 01 06	<MDL 0.17	µg/L	2.0	No
Chlorpyrifos	2020 01 06	<MDL 0.02	µg/L	90.0	No
Diazinon	2020 01 06	<MDL 0.02	µg/L	20.0	No
Dicamba	2020 01 06	<MDL 0.2	µg/L	120.0	No
1,2-Dichlorobenzene	2020 01 06	<MDL 0.41	µg/L	200.0	No
1,4-Dichlorobenzene	2020 01 06	<MDL 0.36	µg/L	5.0	No
1,2-Dichloroethane	2020 01 06	<MDL 0.35	µg/L	5.0	No
1,1-Dichloroethylene	2020 01 06	<MDL 0.33	µg/L	14.0	No
Dichloromethane (Methylene Chloride)	2020 01 06	<MDL 0.35	µg/L	50.0	No
2,4-Dichlorophenol	2020 01 06	<MDL 0.15	µg/L	900.0	No
2,4-Dichlorophenoxy acetic acid (2,4-D)	2020 01 06	<MDL 0.19	µg/L	100.0	No
Diclofop-methyl	2020 01 06	<MDL 0.4	µg/L	9.0	No
Dimethoate	2020 01 06	<MDL 0.06	µg/L	20.0	No
Diquat	2020 01 06	<MDL 1.0	µg/L	70.0	No
Diuron	2020 01 06	<MDL 0.03	µg/L	150.0	No
Glyphosate	2020 01 06	<MDL 1.0	µg/L	280.0	No
Malathion	2020 01 06	<MDL 0.02	µg/L	190.0	No

	Sample Date (yyyy/mm/dd)	Sample Result	Unit of Measure	MAC	Exceedance
2-Methyl-4chlorophenoxyacetic Acid (MCPA)	2020 01 06	<MDL 0.12	µg/L	100.0	No
Metolachlor	2020 01 06	<MDL 0.01	µg/L	50.0	No
Metribuzin	2020 01 06	<MDL 0.02	µg/L	80.0	No
Monochlorobenzene (Chlorobenzene)	2020 01 06	<MDL 0.3	µg/L	80.0	No
Paraquat	2020 01 06	<MDL 1.0	µg/L	10.0	No
PCB	2020 01 06	<MDL 0.04	µg/L	3.0	No
Pentachlorophenol	2020 01 06	<MDL 0.15	µg/L	60.0	No
Phorate	2020 01 06	<MDL 0.01	µg/L	2.0	No
Picloram	2020 01 06	<MDL 1.0	µg/L	190.0	No
Prometryne	2020 01 06	<MDL 0.03	µg/L	1.0	No
Simazine	2020 01 06	<MDL 0.01	µg/L	10.0	No
Terbufos	2020 01 06	<MDL 0.01	µg/L	1.0	No
Tetrachloroethylene	2020 01 06	<MDL 0.35	µg/L	10.0	No
2,3,4,6-Tetrachlorophenol	2020 01 06	<MDL 0.2	µg/L	100.0	No
Triallate	2020 01 06	<MDL 0.01	µg/L	230.0	No
Trichloroethylene	2020 01 06	<MDL 0.44	µg/L	5.0	No
2,4,6-Trichlorophenol	2020 01 06	<MDL0.25	µg/L	5.0	No
Trifluralin	2020 01 06	<MDL 0.02	µg/L	45.0	No
Vinyl Chloride	2020 01 06	<MDL 0.17	µg/L	1.0	No
Distribution Water					
Trihalomethane Total Annual Average Q1	2024 01 02	22.75	µg/L	100.0	No
Trihalomethane Total Annual Average Q2	2024 04 08	22.25	µg/L	100.0	No
Trihalomethane Total Annual Average Q3	2024 07 02	22.25	µg/L	100.0	No
Trihalomethane Total Annual Average Q4	2024 10 07	22.25	µg/L	100.0	No
HAA Total Annual Average Q1	2024 01 02	<MDL 5.3	µg/L	80.0	No
HAA Total Annual Average Q2	2024 04 08	<MDL 5.3	µg/L	80.0	No
HAA Total Annual Average Q3	2024 07 02	<MDL 5.3	µg/L	80.0	No
HAA Total Annual Average Q4	2024 10 07	<MDL 5.3	µg/L	80.0	No

MAC = Maximum Allowable Concentration as O. Reg. 169/03

MDL = Method Detection Limit

Additional Legislated Samples

There were no additional legislated samples required to report during this reporting period.



Major Maintenance Expense (above \$10,000)

Under Section 11 of O. Reg. 170/03, a description of any major expenses incurred during this reporting period to install, repair or replace required equipment must be included in the annual report. The details of the major expenses for this drinking water system are as follows:

- Woodfield Distribution System – Hydrant Installation - \$29,825

APPENDIX A

WTR Submission Confirmation



Ministry of the Environment,
Conservation and Parks

| [WT DATA](#) | [USER PROFILE](#) | [CONTACT US](#) | [HELP](#) | [HOME](#) | [LOGOUT](#) |

Location: [WTRS](#) / [WT DATA](#) / [Input WT Record](#)WTRS-WT-008

Water Taking Data submitted successfully.

Confirmation:


Thank you for submitting your water taking data online.

Permit Number: 8680-AYSHVM
Permit Holder: THE CORPORATION OF THE CITY OF KAWARTHA LAKES.
Received on: Feb 12, 2025 2:57 PM

This confirmation indicates that your data has been received by the Ministry, but should not be construed as acceptance of this data if it differs from that specified on the Permit Number, assigned to the Permit Holder stated above.

[Print Confirmation](#) [Return to Main Page](#)

CITY OF KAWARTHA LAKES | 2025/02/12
version: v4.5.0.21 (build#: 22)
Last modified: 2018/09/18

 This site maintained by
the Government of Ontario

©2025 [Queen's Printer for Ontario](#)